



MDC (M12) Series Receptacles

10 & 12 Conductor MDC Series Receptacles, 18/22AWG



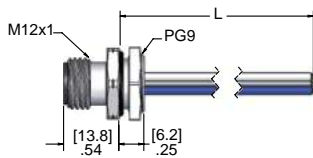
Front Mount Receptacles | PG Threads | 60 Volt, 2 amps | IP67 Rating



# of Poles	Male Faceview	Color Code	Rating	Wire AWG	Male Receptacles			Female Receptacles
					PG 9	PG 11	PG 13.5	PG 9
10	 M12 x 1	<ol style="list-style-type: none"> White Brown Green Yellow Gray Pink Blue Red Orange Tan 	60V 2A	24	MDC-10MR-PG9	MDC-10MR-PG11	MDC-10MR-PG13.5	MDC-10FR-PG9
12	 M12 x 1	<ol style="list-style-type: none"> White Brown Green Yellow Gray Pink Blue Red Orange Tan Black Violet 	60V 2A	24	MDC-12MR-PG9	MDC-12MR-PG11	MDC-12MR-PG13.5	MDC-12FR-PG9

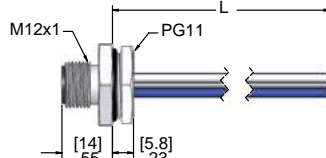
12" leads are standard. Longer lead lengths are available, please consult the factory for part numbers.
Stainless Steel is available, add a "-SS" suffix (e.g. MDC-5MR-PG11 becomes MDC-5MR-PG11-SS).

PG9



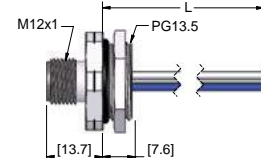
Male Receptacle

PG11

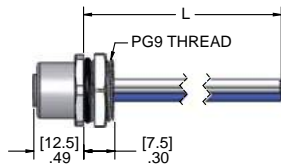


Male Receptacle

PG13.5



Male Receptacle



Female Receptacle

Specifications:

Shell: PG9 & PG11: Nickel Plated Brass
 PG13.5: Clear Anodized Aluminum
 Insulator: Polyamide
 Wire: 18, 22 AWG: 300V, UL Style 1007/1569

Contacts: Copper Alloy with Gold Plating
 Jam Nut: Nickel Plated Brass
 O-Ring: NBR
 Temperature: -40°C to 105°C (-40°F to +221°F)

H

Micro-DC (M12) Series Receptacles